

National Electrification Administration

Statement of Income and Expenses

For the period ending September 30, 2020

Detailed Corporate Fund

Income

General Income Accounts

Subsidy Income from National Government		11,419,032,766.00	
Service Income		17,734,164.50	
Other Income			
Interest Income on Loans	526,543,641.60		
Interest Income on Bank Deposits	7,667,715.20		
Miscellaneous Income	6,450,398.34	540,661,755.14	11,977,428,685.64

General Income Accounts

Gain/Loss on Foreign Exchange (FOREX)			(15,753.02)
---------------------------------------	--	--	-------------

Gross Income

11,977,412,932.62

Less: Expenses

Personal Services


Salaries and Wages			
Salaries and Wages - Regular		121,474,949.56	
Other Compensation			
Personnel Economic Relief Allowance (PERA)	5,195,592.49		
Representation Allowance (RA)	2,520,500.00		
Transportation Allowance (TA)	2,287,397.73		
Clothing/Uniform Allowance	1,746,000.00		
Productivity Incentive Allowance	20,621,705.60		
Other Bonuses and Allowances	15,000.00		
Honoraria	2,236,000.00		
Longevity Pay	10,000.00	34,632,195.82	
Personnel Benefits Contributions			
Life and Retirement Insurance Contributions	12,775,301.84		
PAG-IBIG Contributions	222,500.00		
PHILHEALTH Contributions	1,381,397.30		
ECC Contributions	227,900.00	14,607,099.14	
Other Personnel Benefits			
Terminal Leave Benefits	239,032.57	239,032.57	170,953,277.09

Maintenance and Other Operating Expenses


Travelling Expenses			
Travelling Expenses - Local	3,788,108.82	5,046,362.55	
Training and Scholarship Expenses			
Training Expenses		837,457.25	
Supplies and Material Expenses			
Office Supplies Expenses	1,369,727.32		
Gasoline, Oil and Lubricants Expenses	699,527.99		
Other Supplies Expenses	571,451.06	2,640,706.37	
Utility Expenses			
Water Expenses	469,972.43		
Electricity Expenses	3,126,684.08	3,596,656.51	
Communication Expenses			
Postage and Deliveries	168,852.00		
Telephone Expenses - Landline	1,106,346.01		
Telephone Expenses - Mobile	485,575.94		
Internet Expenses	860,334.59	2,621,108.54	
Printing and Binding Expenses			

Printing and Binding Expenses			35,174.00
Rent Expenses			
Rent Expenses			111,183.57
Representation Expenses			
Representation Expenses			7,500.00
Subscriptions Expenses			
Subscription Expenses			83,754.87
Professional Services			
Auditing Services		11,573,615.93	
Consultancy Services		3,568,710.54	
General Services		1,877,890.64	
Janitorial Services		3,201,879.02	
Security Services		3,159,690.74	23,381,786.87
Repair and Maintenance			
Buildings			
Repairs and Maintenance - Office Buildings		48,850.00	
Office Equipment, Furniture and Fixtures			
Repairs and Maintenance - Furniture and Fixtures	417,980.00		
Repairs and Maintenance - IT Equipment and Software	1,239,323.21	1,657,303.21	
Transportation Equipment			
Repairs and Maintenance - Motor Vehicles		106,008.26	1,812,161.47
Subsidies and Donations			
Subsidy to NGOs/POs		316,939,782.60	493,943,702.71
Confidential, Intelligence, Extraordinary and Misc Expenses			
Miscellaneous Expenses			52,029.54
Taxes, Insurance Premiums and Other Fees			
Taxes, Duties and Licenses		1,592,458.93	
Fidelity Bond Premiums		430,965.00	
Insurance Expenses		1,352,181.14	3,375,605.07
Non-Cash Expenses			
Depreciation			
Buildings			
Depreciation - Office Buildings	6,437,525.94		
Depreciation - Other Structures	4,401.00	6,441,926.94	
Office Equipment - Furniture and Fixtures			
Depreciation - Office Equipment	22,344.06		
Depreciation - Furniture and Fixtures	763,627.65		
Depreciation - IT Equipment	2,846,788.16	3,632,759.87	
Machineries and Equipment			
Depreciation - Communication Equipment	652,754.36		
Depreciation - Technical and Scientific Equipment	752,819.40		
Depreciation - Other Machineries and Equipment	4,713.12	1,410,286.88	
Transportation Equipment			
Depreciation - Motor Vehicles		1,141,529.13	12,626,502.82
Other Maintenance and Other Operating Expenses			
Other Maintenance and Operating Expenses			375,942.55
Financial Expenses			
Bank Charges			65.00
Interest Expenses			12,786,474.59
Total Operating Expenses			734,287,451.37
Net Income (Loss)			11,243,125,481.25


Prepared by:


ELIZANDRA ISABEL B. BELOY
Sr. Corporate Accountant

Certified Correct:


MA. CHONA O. DELA CRUZ
Manager
Financial Services and Accounting Division

Noted by:


MILAGROS A. ROBLES
Acting Department Manager
Finance Services